

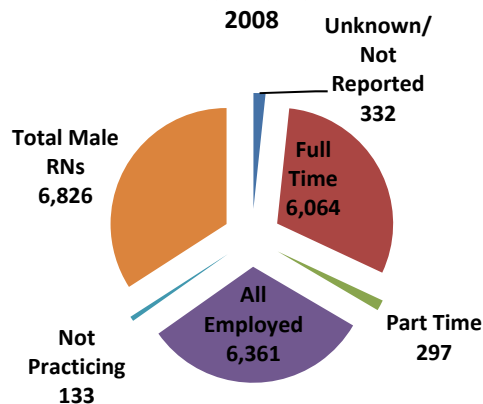


The Male Registered Nurse Population in Tennessee, June 2008

Male Registered Nurses in Tennessee

The Tennessee Board of Nursing provides data to the Tennessee Center for Nursing annually on the cumulative population of nurses licensed in the State of Tennessee. The list is provided shortly after the end of the second quarter of each year. The following information includes information on Male RNs with an active license status in Tennessee.

Chart 1. Male RNs by Employment Status in TN



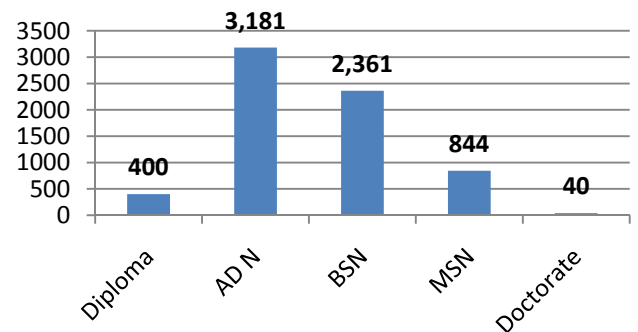
Males represent only 9.1% of Tennessee's 74,642 registered nurse population, 6,826 nurses. Nationally men represent 5.8% of the RN population. Of the estimated 2.9 million RNs in the US in 2004, 168,181 are men. Over 90% of male RNs are employed, with almost 89% of male RNs being full time and 4.4% part time. Less than 2% are not employed.

Educational Preparation

According to the 2004 national nursing survey, 9% of Male nurses reported having a diploma, 42.6% reported having an Associate Degree and 45.3% reported having a Baccalaureate Degree or higher. In Tennessee, 6% of male RNs reporting having a

diploma, 46.6% an Associate Degree, and 47.6% a Baccalaureate Degree or higher (See Chart 2). This differs from that of female RNs in TN. Approximately 13% of females graduated with a diploma and only 9% of females have a MSN versus 12% of males. Only 43% of female RNs reported having a BSN or higher. Overall, male RNs had only slightly higher percentages of Associate and Baccalaureate Degrees versus than of female RNs.

Chart 2. Male RNs in TN by Nursing Degree in 2008



Age

The average age of the RN population in the US is 46.8 (2004) versus Tennessee's 45.5 (2008). The average age of male RNs in TN is 44.5, versus that for female RNs of 45.6. In Tennessee, 37% (1,928) of the male registered nurse population is under the age of 40. 35.2% (2,370) are over the age of 50, versus 41% nationally (See Chart 3). Only 8.8% of TN's male RNs are under the age of 30 which closely compares to 8% nationally.

Nationally, male RNs are more likely to be younger than female RNs, with 30% of men being under the age of 40 compared to 26% of women. This is also

the case in Tennessee – 37% of male RNs are under the age of 40 versus only 33% of female RNs.

41. See Chart 6. In 2004, only 63,000 nurses reported being in the education field nationally. Only 59 or 1% of the male RN workforce reported being employed in education versus 1.6% of the female RN workforce.

Chart 3. Male RNs in TN by Age Category in 2008

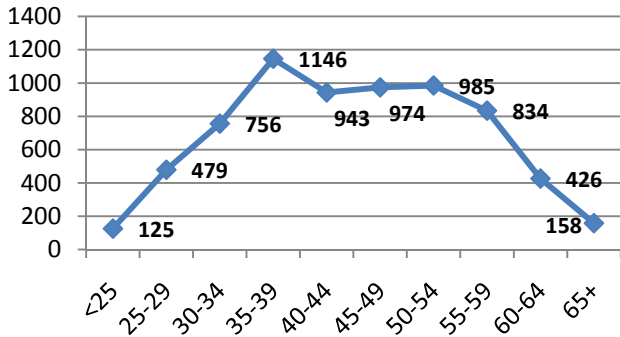
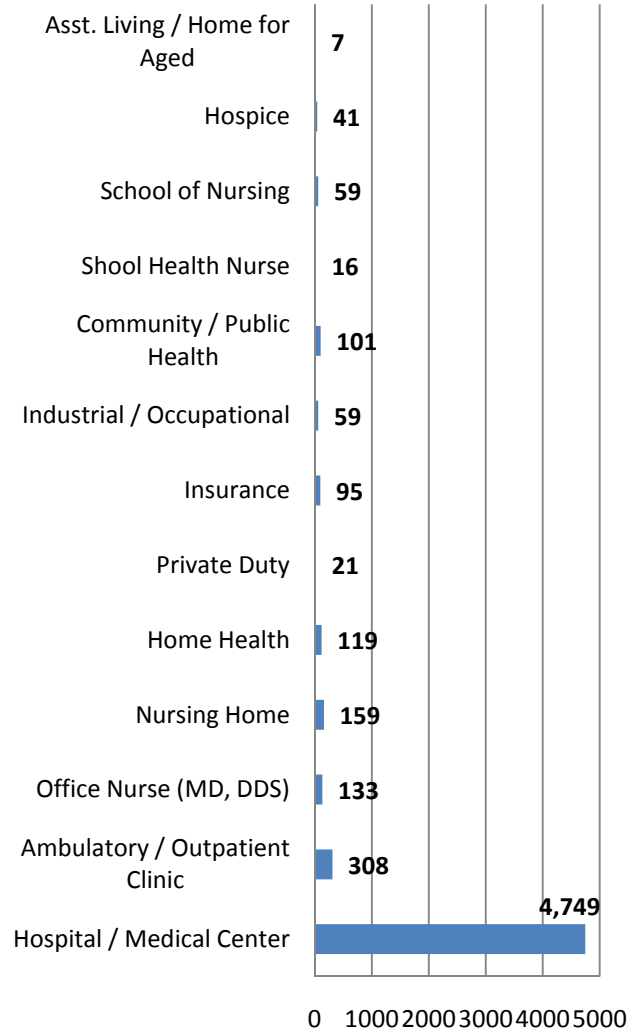


Chart 5. Distribution of Male RNs by Employment Field in TN 2008



Geographic Location

Top 10 Counties Male RNs Live & Work.

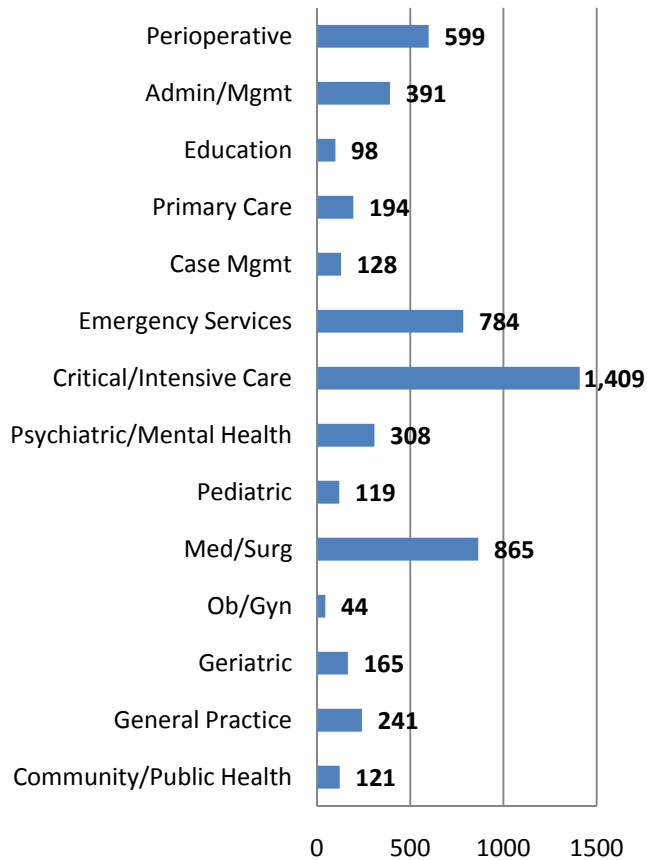
<u>Live</u>	<u>Work</u>
1. Shelby	Davidson
2. Davidson	Shelby
3. Hamilton	Hamilton
4. Knox	Knox
5. Rutherford	Washington
6. Williamson	Madison
7. Sumner	Rutherford
8. Washington	Sullivan
9. Sullivan	Williamson
10. Madison	Bradley/Putnam

Employment Settings

Nationally, over 1.3 million RNs reported being employed at hospitals. In TN, the largest employer of male RNs are hospitals, employing almost 70% (4,749 nurses), with the average age being 45. See Chart 5. The employment specialty with the most male RNs was in Critical Care/ICU setting (21% or 1,291 nurses). The average age of these nurses is

** Excludes "Other" (n=123) and "Not reported" (n=44) categories.

Chart 6. Distribution of Male RNs by Employment Specialty in TN 2008



** Excludes "Other" (n=1,329) and "Not reported" (n=31) categories.

References:

US Department of Health and Human Services. *The Registered Nurse Population: Findings from the 2004 National Sample Survey of Registered Nurses*. Available at <http://bhpr.hrsa.gov/healthworkforce/rnsurvey04/>, Accessed June 2008.